



Attention Residents

It is that time of year again, the bears are awake and looking for easy food. We ask that everyone please do their part by making sure the small lids as well as the larger lids are clipped and secure after each time you dump the trash. This will make it to where the bears cannot get into our dumpsters and they will move on.

When the small lids or large lids are left opened and unclipped, it is easy access for our resident bears to peel one of these lids back and make a complete mess of things. It is also very unhealthy for any bear to eat human foods or trash.

We understand that some dumpsters are already damaged and cannot be latched, please know that we are working on getting these issues resolved as quickly as possible.

We have also noticed an abundant amount of trash in our wooded areas. Please help keep our grounds clean by making sure your garbage bags are tied up and that the locks are secured on the dumpsters.

We appreciate your cooperation.

Thank you,

- Management

If you have an immediate bear problem, call the Security Forces Law Enforcement Desk at 333-2000. To report bear sightings, please call Natural Resources at 333-3308 or e-mail "10 CES/CECN (Bear Watch)"

4609 W. Bighorn Drive, USAFA, CO 80840

GOT BULK?



FREE. SIMPLE. WEEKLY.

**Call the office to schedule a bulk pick up by 3PM Wednesday.
Place trash by curb or 3ft from dumpster no earlier than 6PM Wednesday.**

ACCEPTED:

- Bed frame
- Bicycle
- Landscapes like branches
- Shelves
- Mattress
- Boxes
- Furniture like couches
- Treadmill

NOT ACCEPTED:

- A/C Units, refrigerators, & freezers
- Electronics including TV & computer monitors
- Tires
- Automotive waste (oil)
- Hazardous waste like gasoline, gas tanks, used oil, motor oil, propane tanks, acid, household hazardous waste, products and items containing mercury, medical waste, pesticides, insecticide and chemicals, etc.
- 55-gallon drums (unless both ends are cut out and drum is flattened)
- Concrete or rock, dirt or sod, & ashes (hot or cold)
- Broken glass, broken mirrors (unless wrapped in newspaper and labeled)
- Dead animals
- Fertilizer (depends on quantity-please call customer service at 719-591-5000 before placing in trash)
- Firecrackers
- Fluorescent tube lighting rods, bulbs
- Lawnmowers and other home yard equipment (unless the gas and oil have been completely removed)
- Liquids
- Paints, stains, sealants (lids must be open and contents dry)
- Razor blades (unless placed in a hard plastic container with a screw-on lid)
- Syringes, hypodermic needles (unless in a proper hazardous materials container - please call customer service)
- Vehicle batteries & automobile body parts (doors, fenders, etc)



It's the perfect time to take advantage of the Hunt Deployed Spouses Program

Hunt understands how difficult it can be to have your active duty spouse on a deployment or extended TDY (30 days or longer) while you are here holding down the home front. In an effort to make the transition as smooth as possible for you, we have a program that will provide assistance to you in many ways.

The best part is, it's free for you.

Some of the ways we can help you:

- *Mowing and weed-eating inside fenced yards by our landscape company*
- *Assistance with driveway snow removal during winter months*
- *Assembly of furniture, toys, and bikes*
- *Re-arrangement of furniture in your home*
- *Hanging of holiday decorations, shelves, and more*
- *Partnership with Airmen & Family Readiness for Deployed Family for events, Military Life Consultants, and more: 719-333-3444*



TO JOIN THE DEPLOYED SPOUSES PROGRAM:

Stop by the Community Management Office to fill out a Deployed Spouses Form and provide deployment orders. As soon as the information is completed, we will place you on the list. It will take 2 weeks to process your request, so as soon as you are aware of a deployment, please come to the office so we can start assisting you.

Ask a member of your Hunt team for more details!

We're on Facebook



Like us and you'll...
Keep Current • Stay Connected • Be Informed

The Air Force Academy Family Housing Facebook page will provide you with operational updates and important notices, alert you of emergencies, and loop you in on our community social events!

 ***facebook.com/afacademyfamilyhousing***

719-982-4800 • 4609 W. Bighorn Drive • USAF Academy, CO • 80840

Air Force Academy Military Communities Fencing and Privacy Screen Program

Air Force Academy Military Communities is managed primarily as an "open-space" neighborhood in efforts to preserve the natural beauty and feel of the National Forest that surrounds our community. As a result, backyard fencing is limited. However, we recognize that many families desire privacy for the outdoor living spaces or desire physical barriers by means of a fence for their pets and/or young children. Fence installation is authorized, at Resident's expense, with prior Community Management approval via a signed Alteration Request and Fence Addendum.

Steps to Putting in a Fence Request:

1. Submit an alteration request with diagram
2. Sign fence addendum
3. Have utilities marked
4. Request dig permit through CE
5. Submit dig permit to housing
6. Install new fence once Hunt Management clears your paperwork

- After your alteration request has been approved and you have signed the fence addendum, you can call 811 or go to colorado811.org to mark the yard/patio area for utilities, etc.
- Currently allowed fence types are: chain link, privacy, and split rail fences. Fences cannot exceed 25' from the back of your home. The fence can only be the width of your home. Any variations exceeding these limits may be denied.
- Fences must be installed as marked by Colorado811 and Base CE. Once utilities are marked, you will call Base Civil Engineering for your dig permit at: KIRA Facilities Services, BLDG 8116, Suite 110 DSN: 333-2432/2790. Signed dig permits must be emailed to the office prior to installation.
- Variations must be approved by Hunt management or risk being removed immediately upon request.



CHAIN LINK

Corner and gate posts are required to be 2.5 galvanized steel. All fence posts are required to be hand driven to a depth of at least 24 inches.



WOODEN FENCES

Privacy: 4" wide, 5/8" thick, 5ft high dog-ear cedar wood.

Split Rail: cedar rail posts (3 horizontal posts) with wire mesh lining as follows and finished height of 4 ft.



PATIO SCREENING

Privacy fences may be installed around the concrete patio pad with 6" set-back built of 4" wide, 5/8 thick, 5ft high dog-ear cedar wood.

Note: No gate is permitted.

If you have any questions, please reach us at **719.982.4800**



Garden & Yard Beautification

Gardens may be installed/planted by residents. However, garden areas must be removed prior to move-out and the ground returned to its prior state. Gardens do not require advance approval.

Seeding Recommendations

- Use a topdress with a mixture of compost or organic material to ensure good soil to seed contact
- Use a starter fertilizer to prepare soil
- Broadcast or drill to help incorporate the seeds into the soil
- Seed depth should be 1/8-1/4"
- Light and frequent waterings are required until the seeds have germinated
- Make sure that the soil surface remains moist but not saturated.
- Normally after the grass is established watering can be reduced.

Top soil and grass seed are available through the Self-Help Center at AFAMC Maintenance Management. Garden tools, wheelbarrows, lawn mowers, hoses and water sprinklers are also available for loan.

PLEASE BE MINDFUL OF WATERING RESTRICTIONS

Water restrictions for 2023 have not been released; however, 2022 was as follows:

Residents with odd numbered addresses may water on Tuesday and Saturday. Those with even numbered addresses will be allowed to water on Sunday and Wednesday. Watering should not be done within the hours of 10 a.m. and 6 p.m. The remaining areas on base will be allowed to water on Monday and Friday.

For any questions you can visit:

<https://www.csu.org/Pages/restrictions-r.aspx-out>

Deer Resistant Plants

Residents may beautify their homes via flower/mulch beds, etc. However, only the following plants may remain upon move-out as these plants are "resistant" to our native deer population and appropriate for our Front Range/Foothills environment.

ANNUALS

Ageratum
Snapdragon
Pot Marigold
Annual Vinca
Dusty Miller
Sweet Alyssum
Salvia
Zinnia

BULBS

Daffodil
Canna Lily
Crocus
Hyacinth
Grape Hyacinth
Calla Lily
Caladium
Tulip

GROUND COVERS

Bearberry
Large Periwinkle
Periwinkle
Mint

ORNAMENTAL GRASSES

Feather Reed Grass
Blue Fescue
Fountain Grass
Oriental Fountain Grass

PERENNIALS

Bleeding Heart
Peony
Russian Sage
Yucca
Aster
Purple Cornflower
Hardy Geranium
Black-Eyed Susan
Daylily

SHRUBS

Barberry
Butterfly Bush
Russian Olive
Bearberry
Rose of Sharon
Japanese Garden Juniper
Savin/Tam Juniper
Mountain Juniper
Blue Star Juniper
Singleseed Juniper
Japanese Spirea
Bridalwreath Spirea
Anthony Waterer Spirea
Japanese Tree Lilac
Common Lilac

Self-Help Warehouse

4608 W. Bighorn Drive,
USAFA, CO 80840
Phone: 719-982-4800



Maintenance of Hardwood Flooring with Polyurethane Finishes

For a low maintenance, durable finish, the hardwood floors in your home should be taken care of in the following manner:

- Sweep or dust-mop floors on a regular basis to remove any dust or grit which could act as abrasive on the finish.
- Periodically you will need to mop your floors. Never use a soaked sponge mop to clean hardwood flooring; it will damage them. Use a non-abrasive pad (such as the Swiffer) with a solution of 1 to 3 ounces per gallon of water of a pre-defined solution specifically made for hardwood floors. The chemical known as X-Bona, is one of the best.
- Avoid use of any product containing waxes or oils. This includes oil soaps or spray dusting aids. Once a floor has been waxes or oiled it acts as a breaking agent on the polyurethane causing bubbling and cracking.
- One way to extend the life of your hardwood floors is to place throw rugs with non-abrasive backing in critical wear areas. Installing felt glides on all legs of chairs and furniture will prevent depressions in the wood grain and deep scratches.
- When moving heavy objects such as sofas, chairs, entertainment centers or tables, be very careful not to scratch the floors. It is recommended that a piece of 1/8" thick Masonite be used to distribute the weight of the item being moved.
(Note: A piece of carpet or cardboard does not offer adequate protection, and should not be used.)

719-982-4800 • 4609 W. Bighorn Drive • USAF Academy, CO • 80840

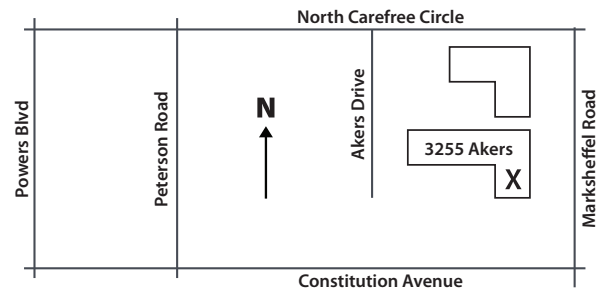
Household Hazardous Waste Facility

3255 Akers Drive

Monday - Friday from 7am - 5pm
and
2nd Saturday of each month from 9am - 1pm

FREE for El Paso and Teller County residents ONLY

A donation of non-perishable food items for the
Care & Share food bank is encouraged.



ACCEPTED MATERIALS

Hazardous waste must be in labeled, non-leaking containers that can be left at the site.

- Paint, Stains, Solvents, etc.:** Latex, oil-based, aerosol, and hobby paints; lacquers, solvents, stains, strippers, thinners, varnishes, etc.
- Lawn & Garden:** Lawn & houseplant fertilizers, herbicides, insecticides, pesticides, rodent poisons, wood preservatives, etc.
- Household:** Aerosols, ammonia, ammunition, batteries, bleach, cleaners (carpet, drain, oven, toilet), cooking & lamp oils, cosmetics, degreasers, deodorizers, fire extinguishers, fireworks, floor cleaners/waxes, fluorescent lights & ballasts, furniture polish/wax, gunpowder, laundry products, mercury, mothballs, photographic chemicals, propane & butane tanks, (1 lb & 20 lb), rust removers, silver cleaners, sensitive document shredding (limits apply), smoke alarms, spot removers, etc.
- Automotive:** TIRES NOT ACCEPTED. Antifreeze, batteries, brake & transmission fluids, cleaners (bug, tar, chrome, engine, vinyl), flares, fuels, motor oil (5 gallon containers or smaller only), wax, etc.,
- Data Media:** Audio and video tapes, CDs, DVDs, BluRay discs, game cartridges, etc.
- Electronics:** Computers, printers, scanners, audio/video equipment, camcorders, cell phones, digital cameras, fax machines, microwave ovens, toner & ink cartridges, TVs (19" or smaller), etc.
- Medical Waste:** Pills, liquid medicines, ointments, patches, inhalers, etc.:
All prescription and over-the-counter medications accepted.
- Basic Recyclables:** Aluminum, flattened cardboard, glass containers, metal cans, paper, and plastics #1-7.
(no sorting) Clean containers only - NO FOOD RESIDUE.
- Porcelain:** *Remove all non-porcelain parts, and items must be put in the dumpster without staff assistance. The county is partnering with Colorado Springs Utilities to recycle crushed porcelain in local roads.
(toilets, sinks, ceramic tiles, granite & marble countertops, etc.)

SMALL BUSINESS WASTE PROGRAM


Pre-registration is required.

Call 520-7871 for information on this fee-based program.

Qualifying Conditionally Exempt Small Quantity Generator (CESQG) businesses can drop off their hazardous waste on Thursdays ONLY from 7am - 5pm.

El Paso County Colorado

Call 520-7871 for information.



DROP AND SWAP PROGRAM

New/useable household chemicals
are available **FREE**
at the Household Hazardous Waste Facility

Important Phone Numbers

For residents of our community

Airman Family Readiness	333-3444
Military Housing Office Referral Specialist	333-2247
Base Information	333-1110
Bowling Center	333-6779
CDC	333-4709
DEERS Office	333-8766
Dental Clinic	333-5190
District 20 Office	234-1200
Military Housing Office Element Chief	333-3539
Emergency Work Orders	982-4800 option #1
Finance	333-4298
Fitness Center	333-4522 or 333-3531
Golf Course	333-4735
GPSO (TMO)	333-3007
Hospital - Appointment Line	524-2273
Hunt Military Communities Housing Office	982-4800 option #2
Outdoor Rec	333-4753
Pass & ID	333-0443
Post Office	472-0537
Military Housing Office Program Manager	333-3539
Ronnie Vigil (Fencing)	465-7055
Security Forces	333-2000
Self-Help / Maintenance	982-4800 option #2
South Gate	333-2004
Stables	333-4607
Temporary Lodging (Rampart Lodge)	333-4910
Thrift Shop	333-4459
Tickets and Travel (ITT)	333-7367
Youth Center	333-4169



LANDSCAPE MAINTENANCE SCHEDULE

Summer Program Details:

The following is our planned Landscape Maintenance schedule; however, please keep in mind that ground saturation, lightning, winds, etc., can affect the schedule or delay service.

Mowing season is generally May-October but can be less frequent in the early and later months of the growing season.

During prime growth months (June-mid September) the Mow Schedule is planned as follows:

Monday: MilCon

Tuesday: 4400's, 4500's

Wednesday: 4200's, 4300's

Thursday: General Office Home, 4100's, Key & Essential, and MilCon Key & Essential

Friday: Lower Pine Valley, Upper Pine Valley

Semi-improved areas (non-irrigated areas near homes) will be mowed twice a month or as needed.

Native areas (open fields not near homes) will be mowed once per month or as needed.

Broadleaf weed control will begin in May and again in August. Broadleaf weed control takes approximately forty five days to complete. This task is very weather dependent.

Spring cleanup starts in mid-March. This includes shrub pruning. This task takes around four to six weeks to complete.

Fall cleanup starts in mid-October. This task takes six to eight weeks to complete.

Fall pruning begins after irrigation blowouts. This will typically commence in mid-November, but is dependent on weather.

Each growing season Air Force Academy Family Housing Self Help provides seed and topsoil to assist with yard maintenance and restoration. Additionally, we publish a list of plants that are deer resistant and therefore more likely to survive in our environment if Residents desire to purchase and install additional landscape materials.

Please do not adjust your irrigation clocks, call maintenance if you think your yard is being over/underwatered.

In the event a resident requires additional landscape work, ie downed tree limbs, irrigation work, dead plant material, please contact the Maintenance Ofce at **719-982-4800**.

Don't Let **LAUNDRY** Overwhelm You

Enjoy a **WASHER & DRYER**
in Your Home!



NEXT DAY DELIVERY AVAILABLE • FREE MAINTENANCE

Call 800.693.4343 for Washer & Dryer Delivery

Water & Energy Efficient Machines • Flexible Terms
Full Size & Stackable Options • No Credit Check Option



**APPLIANCE
WAREHOUSE**

Appliance Warehouse is a
CSC ServiceWorks Company

CSC
SERVICEWORKS
Making life easy



APPLIANCE WAREHOUSE

HUNT



— EXCLUSIVE LAUNDRY SUPPLIER —

Hunt Military Housing has partnered with **Appliance Warehouse of America, Inc.**, the nation's largest supplier of "in-home" washers and dryers, in an effort to supply our residents with the very best laundry appliances for use in their base homes. Hunt Military Housing residents lease directly from Appliance Warehouse through their "Resident Direct Program".

As a Resident of a Hunt Military Community - AWA will lease directly to you

- Full size and stackable washer / dryer sets for a low monthly cost
- Delivery fee - \$35.00
- Minimum lease - 2 months
- You will have the convenience of automatic credit card payments, direct debit from checking account or monthly invoices for payments
- Next business day delivery in most cases

It is simple and easy! Call 800.693.4343 to place your application with one of our friendly and qualified customer service agents and you will be on your way!

**To get the special rate guaranteed for Hunt Military Housing,
be sure to mention:**

LOCATOR CODE 1112

Tips for Preventing Mold & Mildew


A guide for residents of our community

- *Do not block or cover any heating, ventilation, or air conditioning ducts.*
- *Whenever possible, maintain a temperature between 50 to 80 degrees Fahrenheit.*
- *To allow an exchange of air and permit sunlight to enter, air out your home when weather is warm and dry. Run the fan on your furnace to help circulate fresh air.*
- *In damp, humid, or rainy weather, keep windows and doors closed.*
- *Clean and dust on a regular basis. Use environmentally safe household cleaners. Regular vacuuming and mopping removes household dirt and debris that contribute to mold growth. A vacuum cleaner with a HEPA filter will help remove mold spores.*
- *Periodically clean and dry the walls and floors around the sink, bathtub, shower, toilet, windows and patio doors using a common household disinfecting cleaner. On a regular basis, wipe down and dry areas where moisture sometimes accumulates, such as countertops, windows, and windowsills.*
- *Use the bathroom fan when bathing or showering and allow the fan to run until all excess moisture has been vented from the bathroom.*
- *Use the exhaust fan in your kitchen when cooking or while the dishwasher is running and allow the fan to run until all excess moisture has been vented from the kitchen.*
- *If you have a clothes dryer, clean the lint filter after each use and promptly report any damage to the vent connection. If condensation forms within the closet, wipe it dry. Dry damp clothing as quickly as possible.*
- *Limit houseplants to a reasonable number to limit excess humidity and limit molds that could grow on the soil surface. Avoid over-watering.*
- *If you clean up a spill on your carpeting, blot the area dry.*
- *Do not overfill closets or storage areas. Overcrowding restricts airflow.*

What to report to the Community Management Office:

- Any leak or water damage
- Any malfunction in your heating, ventilation, or air conditioning system
- Windows or doors that don't open or close properly
- Any areas of visible mold (except very small areas that respond to routine cleaning)
- Musty or moldy odors
- Health issues which you think are linked to the air quality within your home or community.

Introducing Online Payments!



Now Available on the **Hunt Resident Portal & Mobile App!**

TWO WAYS TO REGISTER

Visit [AirForceAcademyHousing.com](https://airforceacademyhousing.com)

Under **Current Residents** click **Maintenance Requests** and then **Click here to register**. Use your email address on file & registration code previously provided.

OR

Download the **Hunt Resident App**  at:



Hunt Resident App Features & Services

- Easy Online Payments
- Enjoy 24/7 Self-Service Account Management
- Submit & Track Routine Maintenance Requests
- Opt-In to SMS Text
- Communicate With Your On-Site Team Via Your Mobile Device
- Check Out Upcoming Community Events & Announcements!

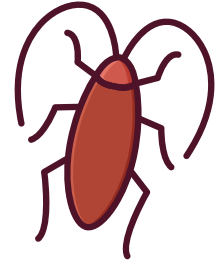
*Must know property name & zip code. Emergency messages do not require opt in.

Tips for Preventing Pests

A guide for residents of our community



- Reduce clutter to eliminate potential places for insects or rodents to hide
- Inspect & vacuum crevices around rooms and furniture
- If you are a frequent traveler, vacuum luggage when you return home, because many pests tend to travel
- Dispose of garbage daily
- Use a garbage container that has a lid
- Do not leave dirty dishes, pots, pans, utensils, etc. outside of kitchen cabinets
- Do not leave standing water on floors or countertops or anywhere else in your apartment
- Steam clean all used furniture before bringing it into your apartment
- Properly store all food in airtight containers or sealed plastic bags
- Clean up all food particles left on the countertops, floors, appliances, etc.
- Thoroughly rinse garbage disposal after use and put a lid on it
- All leftover pet foods should be cleaned up as soon as pets are finished eating, and do not leave food dishes out between feedings



In preventing pests, it is important to limit their food supply, water supply, and entry. Effective housekeeping and sanitation are keys to prevention.

What to report to the Community Management Office:

- Any leaks or standing water accumulation; and
- Any holes or cracks.

Air Force Academy Family Housing **SCHOOL CLOSING NOTIFICATIONS**



Many of our residents have asked about how to get information regarding opening delays, closures, etc., for the AF Academy and District 20 schools. There are 2 primary methods:



1. FLASH ALERT

Access at <http://www.flashalert.net/news.html?id=856>



2. FALCON ALERT

Falcon Alert is in the process of being redirected to a new site/software but once that transition process is complete we will pass all the sign-up/registration information to our residents.

In the meantime, we recommend you go to the Flash Alert website and sign up for Military Base/AF Academy notifications and District 20 notifications—two separate requests.

Questions?

Please contact our Community Management Office at **719-982-4800**



Need a quick fix?

Hunt Management provides a Self-Help program that allows residents to use supplies and make minor home improvements and individual lawn care.
Free to residents only.

NO CHARGE ITEMS AT SELF-HELP

- Closet door hardware
- Electrical cover plates
- Furnace filters
- Microwave vent filters
- Mouse traps
- Refrigerator water filters
- Range hood filters
- Sink/tub stoppers
- Top soil
- Grass seed
- Touch-up paint
- Under-sink water filters (kitchen)

AVAILABLE FOR LOAN

- Rakes
- Shovels
- Hoes
- Posthole diggers
- Wheelbarrows
- Lawn mowers
- Step ladders
- Hoses
- Water sprinklers

Self-Help Warehouse

Phone: 719-982-4800

4608 W. Bighorn Drive, USAF Academy, CO 80840

All service requests are 24 hours a day / 7 days a week.



Update your email address today and stay connected, current & informed

By keeping your email address up to date, you'll be provided with operational updates & important notices, emergency alerts, community notices, and invitations to social events!

Please provide us an email address other than your .mil address. Two personal email addresses per household is preferred to ensure that the adults in the household receive important messages and community updates. This will be our primary means of communication with you.

To update your email address, call **719-982-4800** or email **afacontact@huntcompanies.com**.

Also, don't forget to check out our Hunt Resident Portal where you can set up your own resident message boards, easily submit maintenance requests, and much more!

HOW AIR FORCE ACADEMY FAMILY HOUSING RESIDENTS CAN HELP REDUCE WATER POLLUTION

Stormwater is generated when there is precipitation that falls to the ground and can infiltrate or can become surface runoff. This water can become contaminated with pollutants (i.e. chemicals, pathogens, sediment) that it comes in contact with and can impact streams, lakes, and groundwater. Improving and ensuring water quality by eliminating pollutants that could be exposed to stormwater runoff is everyone's responsibility. The 10th Civil Engineer Squadron has asked residents on base to help reduce water pollution by following these steps:



Lawn Maintenance - Minimize application of fertilizer, pesticide or fungicide, which could be transported into stormwater sewer systems.



Municipal Trash - Dispose of trash into designated waste containers with a secure lid. Pick up and dispose of municipal trash whenever you can, whether on or off base. Recycle materials at your homes and workplaces. Recycling containers are available near the Base Exchange for cardboard, paper, aluminum, glass and plastic.



Household Hazardous Waste - The Academy's Hazardous Waste Facility will accept off-base generated used vehicle oil and useable household materials such as paints, cleaners and antifreeze from government ID cardholders. The facility is located at Building 8125 and is open Wednesdays and Thursdays from 8 a.m. to 4 p.m. For disposal questions, call 719-333-3852 during these hours. El Paso County also operates a household hazardous waste drop-off facility at 3255 Akers Drive in Colorado Springs.



Car Washing/ Maintenance - Don't wash or maintain your car at home; take it to the Academy auto hobby shop or off base. Fund-raising car washes should be approved by the 10th CES' Water Quality Manager.



Mission and Service Support Activities - Various materials, including oils, lubricants and cleaners can impact receiving water quality if left exposed to stormwater. Use every reasonable precaution when performing day-to-day work duties to eliminate pollutants released into the environment which may come into contact with storm water.



Educating Future Generations - Talk to your children about eliminating pollutants that could be exposed to stormwater and its benefits to the environment.

For additional information, call **719-333-8367**

AIR FORCE HOUSING WEBSITE

Helping Airmen and their families transition into their new homes



Go to www.housing.af.mil
for housing information
at AF installations worldwide

719-982-4800 • 4609 W. Bighorn Drive • USAF Academy, CO • 80840